
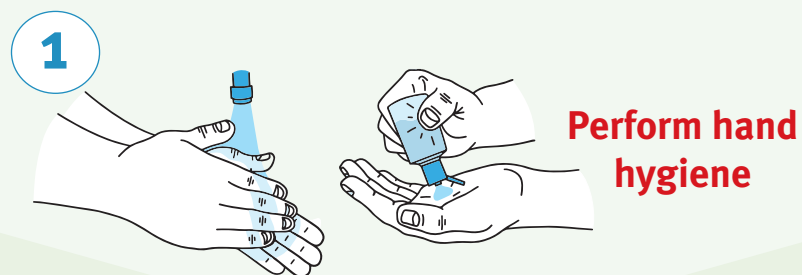


Safe fitting and removal of personal protective equipment (PPE) for healthcare staff


CORRECT PROCESS FOR FITTING PPE

IMPORTANT: Maintain standard precautions when fitting and removing PPE when caring for confirmed or suspected cases of COVID-19!



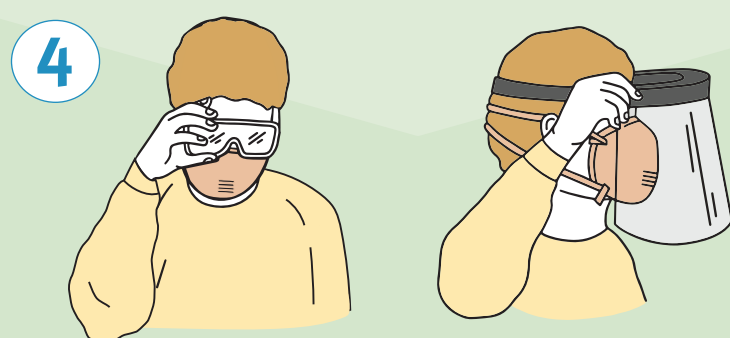
Put on long-sleeved, preferably fluid-resistant gown

- Fasten the back of the gown/apron at the neck and waist.



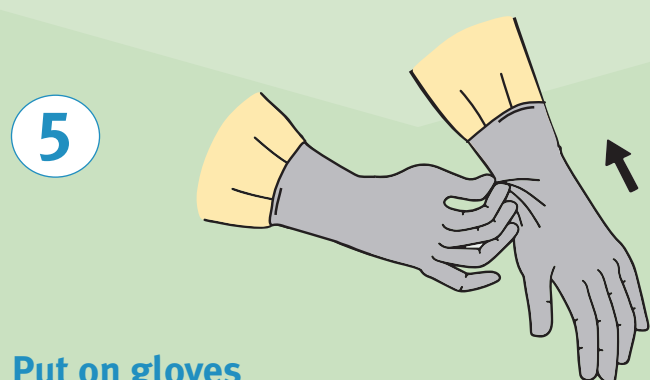
Put on P2/N95 respirator

- Secure elastic bands at the middle of the head and neck.
- Fit flexible band to nose bridge.
- Ensure mask is fitted snug to face and below the chin.
- For respirator use, perform a fit check according to manufacturer instructions.
- Please see poster "Fit Check for P2/N95 respirator"



Put on protective eyewear/face shield

- Place protective eyewear/face shield over eyes/face and adjust to fit.

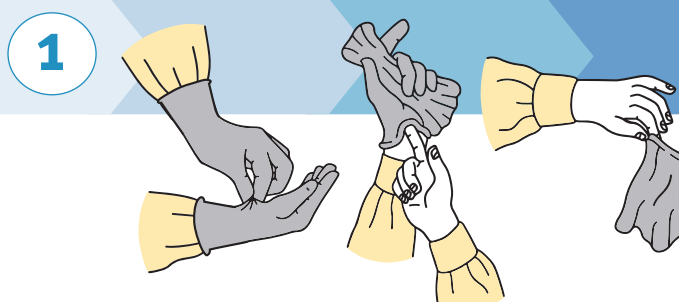


Put on gloves

- Extend to cover wrist of long sleeved gown.

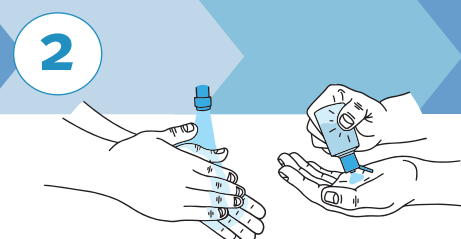
CORRECT PROCESS FOR REMOVING PPE

IMPORTANT: Only remove mask and protective eyewear/face shield after exiting the patient room!

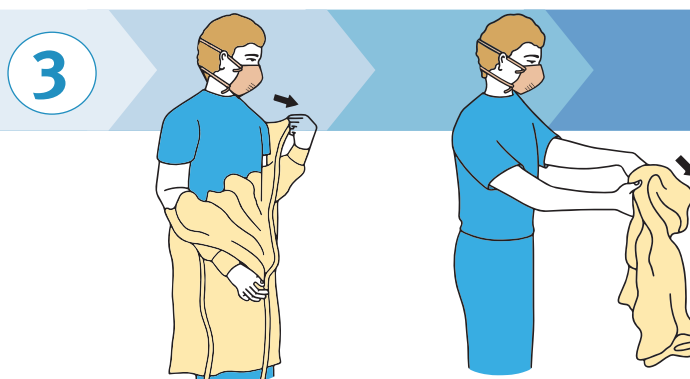


Remove gloves

- The outside of gloves is contaminated. Remove gloves being careful not to contaminate bare hands during glove removal.
- Discard gloves into clinical waste.

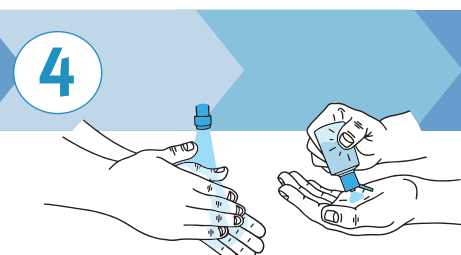


Perform hand hygiene




Remove gown

- The gown front and sleeves are contaminated. Untie or break fasteners and pull gown away from body, touching the inside of the gown only.
- Discard gown into clinical waste.

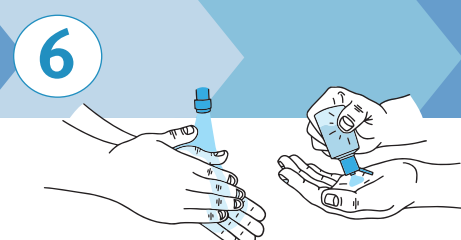


Perform hand hygiene



Remove protective eyewear/face shield

- The outside of protective eyewear/face shield is contaminated. Remove eyewear/face shield by tilting the head forward and lifting the head band or ear pieces. Avoid touching the front surface of the eyewear/face shield.
- Reusable items should be placed in a designated receptacle for reprocessing.
- Place disposable items in clinical waste.

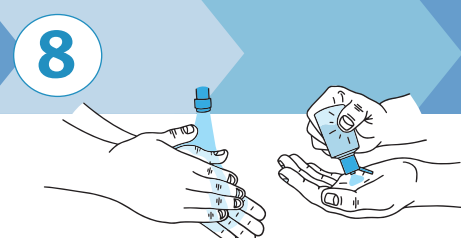


Perform hand hygiene



Remove P2/N95 respirator

- Do not touch the front of the P2/N95 respirator.
- Remove respirator by holding the elastic straps and remove without touching the front.
- Discard P2/N95 respirator into clinical waste.



Perform hand hygiene

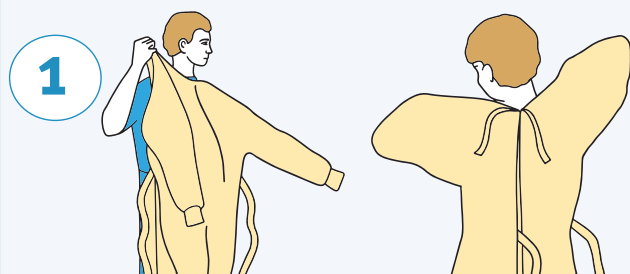
Recommended personal protective equipment (PPE) for healthcare staff

PPE RECOMMENDED FOR:

Confirmed and high-risk suspected COVID-19 cases

Staff

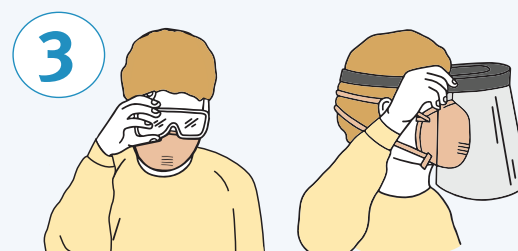
- Perform hand hygiene
- Recommended PPE for contact and airborne precautions:



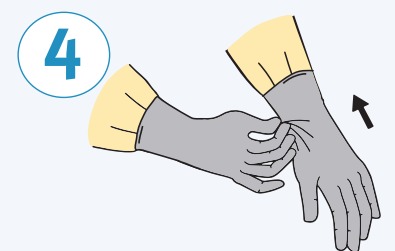
Long-sleeved, preferably fluid-resistant gown



P2/N95 respirator



Protective eyewear /faceshield



Gloves

Patient

- Place the patient in a single room with negative pressure air handling
- Move patient within facility only when medically necessary
- If possible, place a surgical mask on patient during transfer out of their single room

Please note:

A surgical mask may be used instead of a P2/N95 respirator for persons with low-risk suspected COVID-19, provided they are not a quarantine international arrival, there are no aerosol-generating procedures, no aerosol-generating behaviours and no other high-risk scenarios.

Refer to ICEG Coronavirus (COVID-19) environmental cleaning and disinfection principles for health and residential care facilities at <https://www.health.gov.au/resources/publications/coronavirus-covid-19-environmental-cleaning-and-disinfection-principles-for-health-and-residential-care-facilities> for further information and clarification.